



Total Solution Provider in Saw Device

SA885AM

Wireless, RF SAW Filter
Revision 0: February. 2011



- Electrical Characteristics
 - Package Dimensions
 - Testing Environment
 - Frequency Characteristics
-

SAWNICS Inc.

460 Cheonheung-ri, Seonggeo-eup, Cheonan-si, Chungcheongnam-do, 330-836 / Korea.
Tel: +82 41 550 9372 / Fax: +82 41 550 9399 / www.sawnics.com

□ Electrical Characteristics

Maximum Ratings

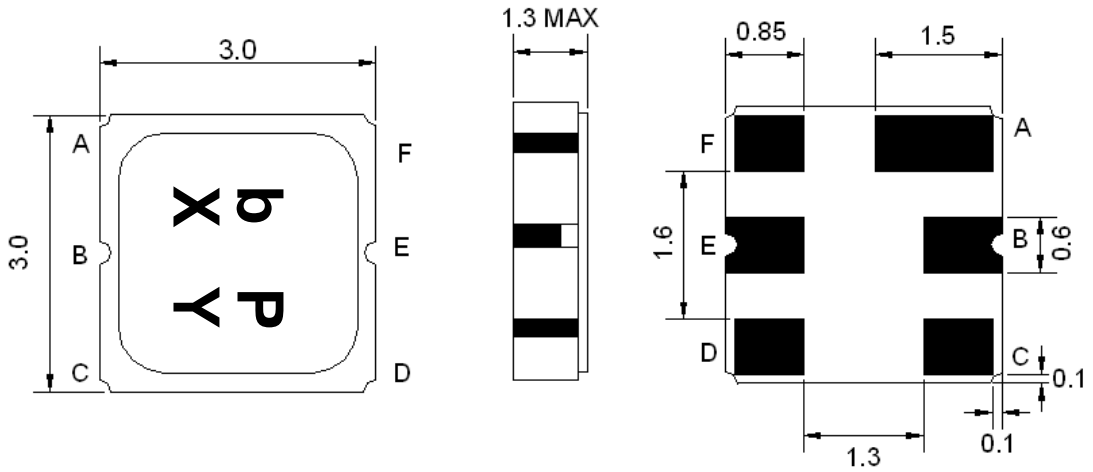
Parameters Description	Unit	Minimum	Typical	Maximum
Operating Temperature Range	°C	-30	-	+85
Storage Temperature Range	°C	-40	-	+85
Maximum DC Voltage	V	-	-	0
Maximum Input Power	dBm	-	-	10
Source Impedance (single ended) ⁽¹⁾	Ω	-	50	-
Load Impedance (single ended) ⁽¹⁾	Ω	-	50	-
Package type & size	M			
Length x Width	mm ²	-	3.0 x 3.0	-
Height	mm	-	-	1.3

Electrical Specification

Parameters Description	Unit	Minimum	Typical	Maximum
Center Frequency (Fo)	MHz	-	885.0	-
Insertion Loss within 880.0 ~ 890.0 MHz	dB	-	2.7	3.5
Amplitude Ripple within 880.0 ~ 890.0 MHz	dB _{p-p}	-	0.8	1.2
Attenuation:				
870.5 MHz (Fo -14.5MHz)	dB	30	40	
871.5 MHz	dB	25	45	
899.5 MHz (Fo +14.5MHz)	dB	15	25	
900.5 MHz	dB	20	37	-
VSWR within 880.0 ~ 890.0 MHz	-	-	1.7	2.3

Notes : (1) No Matching Network .

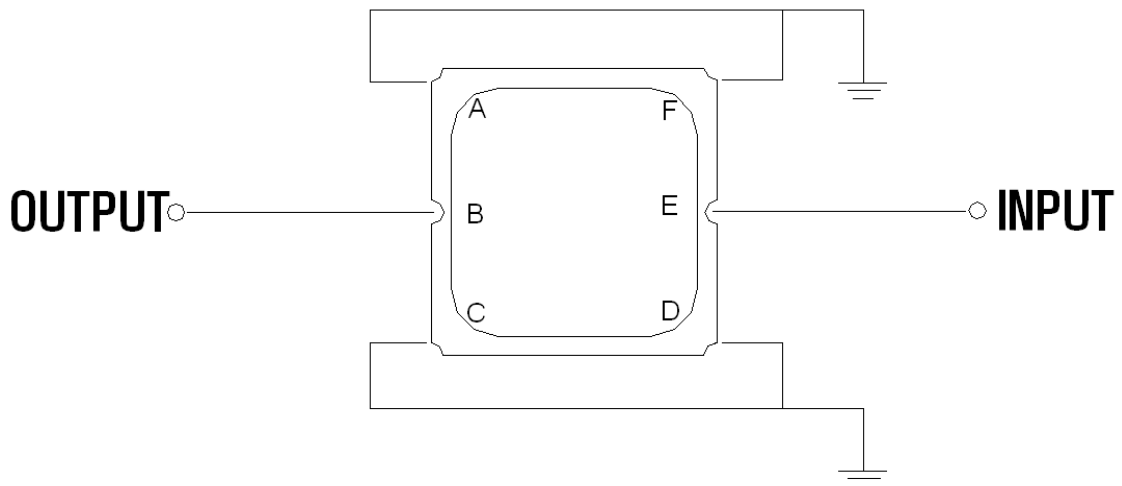
Package Dimensions



Marking Descriptions	
b	Wireless Application
P	Series Number
X	Date Code(Year)
Y	Date Code(Month)

Pin Description	
A, C, D, F	Ground
E	In or Out
B	Out or In

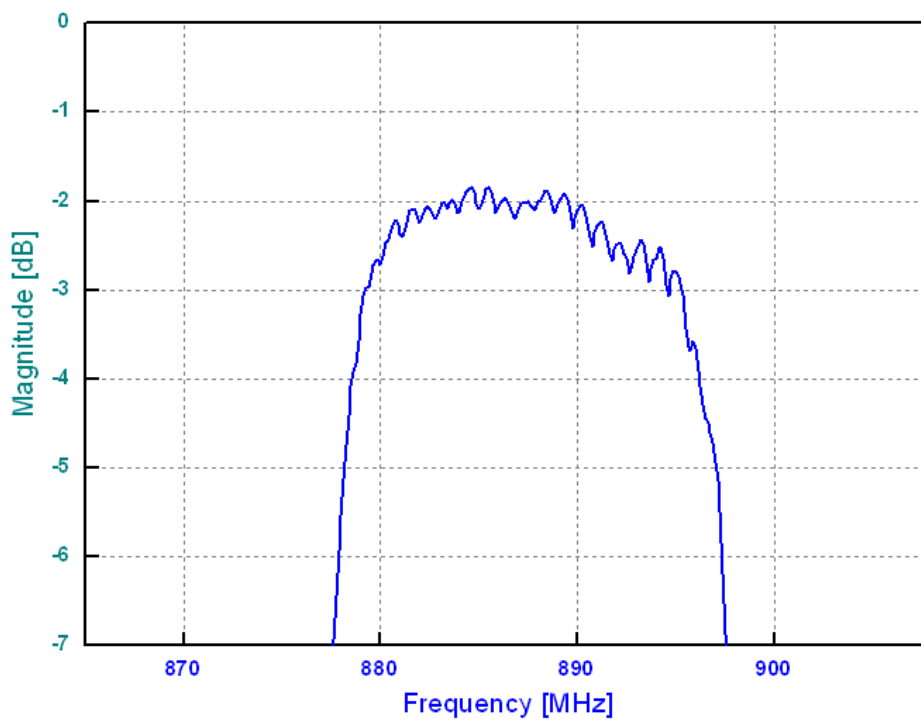
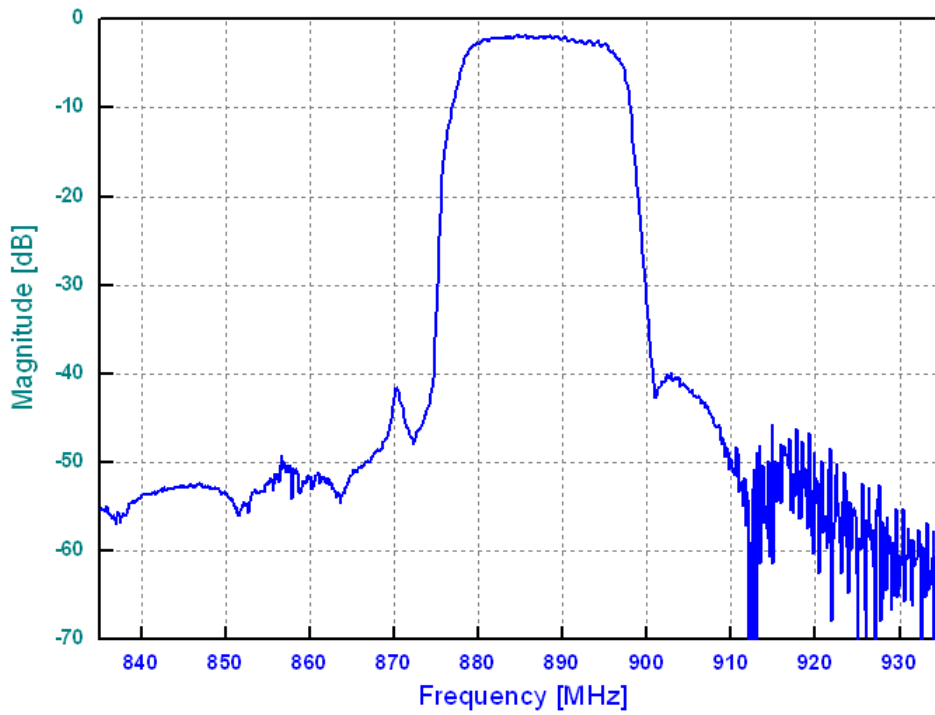
Testing Environment



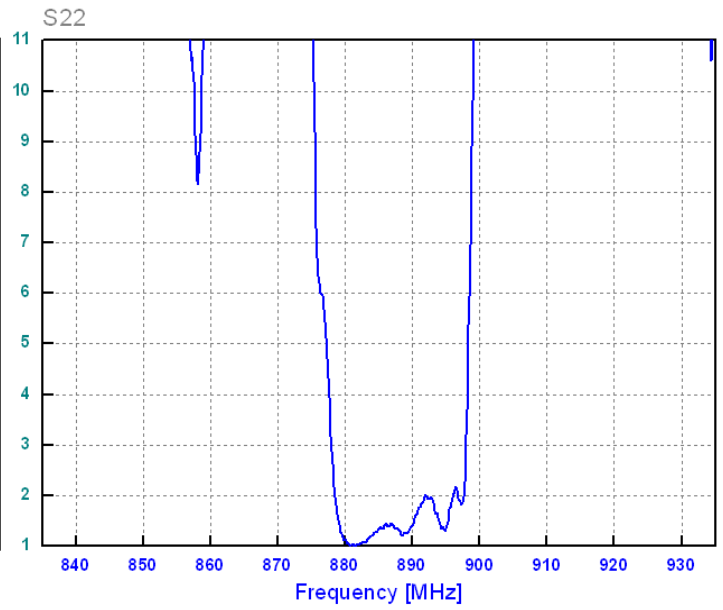
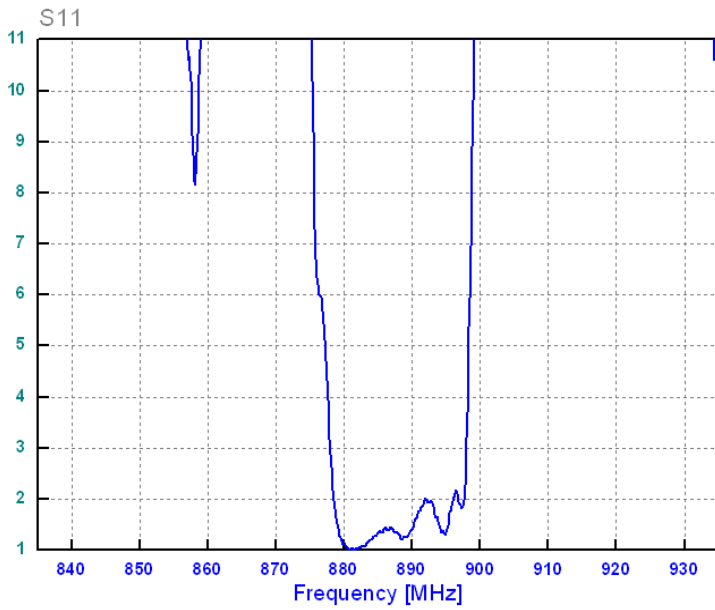
Source & Load Impedance: 50 Ω

□ Frequency Characteristics

Frequency Response



VSWR



Smith Chart

